

# Infinite System Specification

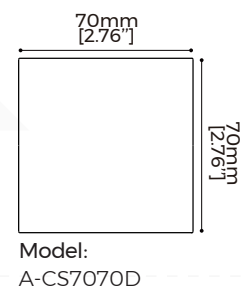
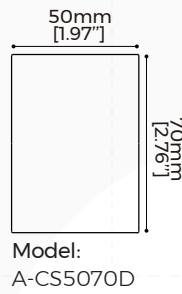
## — Arc series



A-CS3570D  
A-CS5070D  
A-CS7070D



Optical: Diffuser



## © Basic Information

### Light efficiency

**A-CS3570D**  
100LM/W(Regular), 120LM/W(High-Efficiency)

**A-CS5070D**  
100LM/W(Regular), 120LM/W(High-Efficiency)

**A-CS7070D**  
110LM/W(Regular), 135LM/W(High-Efficiency)

### Diameter

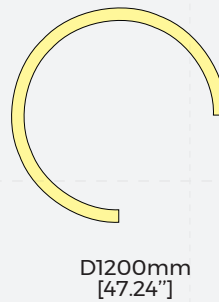
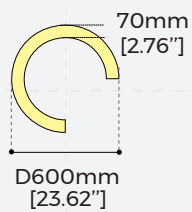
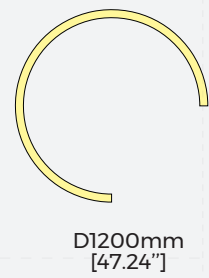
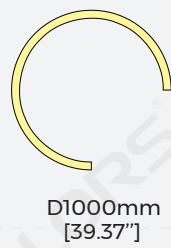
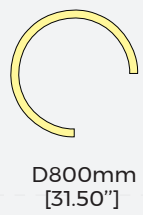

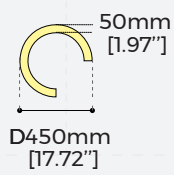
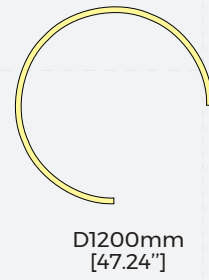


**A-CS3570D/A-CS5070D**  
D450/600/800/1000/1200/1500/2000/3000 mm

**A-CS7070D**  
D600/800/1000/1200/1500/2000/3000 mm

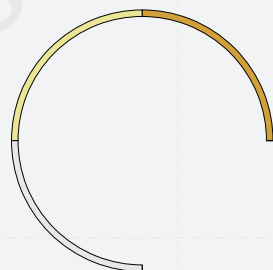

### Common information

- Material: AL6063-T5, spraying surface
- Color: Black/White/Silver/Orange/Blue/Green /Rose gold/Champagne gold
- IP grade: IP20
- CCT: 2700/3000/3500/4000/5000/6500K optional
- CRI: >80/>90
- SDCM: ≤3 Step
- Dimming method: Non-dimming, 1-10V, DALI2+PUSH
- Application: Indoor
- Installation: Ceiling/Pendant
- Certification: CE, UKCA, ROHS, REACH, CB, ENEC, ETL, LM-80
- Warranty: 5 years

© Product Dimension Information



Case 1: For diameters ≤ 1.2m, the lamp is to be produced as complete unit.



Case 2: For diameter > 1.2m, the lamp is to be divided into parts

© Luminaire Parameters

Model	Version	Diameter (mm)	Type Power (W/PCS)	Input Voltage (V)	Input Current (mA)	CRI	Lumens (LM/PCS)	CCT
A-CS3570D	Regular	D450 [1.48ft]	20	AC200-240V	100	>80	2000	2700K 3000K 3500K 4000K 5000K 6500K
						>90	1720	
		D600 [1.97ft]	25	AC200-240V	130	>80	2500	
						>90	2150	
		D800 [2.62ft]	35	AC200-240V	180	>80	3500	
						>90	3010	
		D1000 [3.28ft]	40	AC200-240V	200	>80	4000	
						>90	3440	
		D1200 [3.94ft]	55	AC200-240V	280	>80	5500	
						>90	4730	
		D1500 [4.92ft]	72	AC200-240V	360	>80	7200	
						>90	6192	
		D2000 [6.56ft]	92	AC200-240V	460	>80	9200	
						>90	7912	
		D3000 [9.84ft]	142	AC200-240V	720	>80	14200	
						>90	12212	
	High-Efficiency	D450 [1.48ft]	20	AC200-240V	100	>80	2400	
						>90	2064	
		D600 [1.97ft]	25	AC200-240V	130	>80	3000	
						>90	2580	
		D800 [2.62ft]	35	AC200-240V	180	>80	4200	
						>90	3612	
		D1000 [3.28ft]	40	AC200-240V	200	>80	4800	
						>90	4128	
D1200 [3.94ft]	55	AC200-240V	280	>80	6600			
				>90	5676			
D1500 [4.92ft]	72	AC200-240V	360	>80	8640			
				>90	7430			
D2000 [6.56ft]	92	AC200-240V	460	>80	11040			
				>90	9494			
D3000 [9.84ft]	142	AC200-240V	720	>80	17040			
				>90	14654			

Model	Version	Diameter (mm)	Type Power (W/PCS)	Input Voltage (V)	Input Current (mA)	CRI	Lumens (LM/PCS)	CCT
A-CS5070D	Regular	D450 [1.48ft]	21	AC200-240V	110	>80	2100	2700K 3000K 3500K 4000K 5000K 6500K
						>90	1806	
		D600 [1.97ft]	31	AC200-240V	160	>80	3100	
						>90	2666	
		D800 [2.62ft]	41	AC200-240V	210	>80	4100	
						>90	3526	
		D1000 [3.28ft]	53	AC200-240V	270	>80	5300	
						>90	4558	
		D1200 [3.94ft]	63	AC200-240V	320	>80	6300	
						>90	5418	
		D1500 [4.92ft]	78	AC200-240V	390	>80	7800	
						>90	6708	
		D2000 [6.56ft]	106	AC200-240V	540	>80	10600	
						>90	9116	
		D3000 [9.84ft]	159	AC200-240V	800	>80	15900	
						>90	13674	
	High-Efficiency	D450 [1.48ft]	21	AC200-240V	110	>80	2520	
						>90	2167	
		D600 [1.97ft]	31	AC200-240V	160	>80	3720	
						>90	3199	
		D800 [2.62ft]	41	AC200-240V	210	>80	4920	
						>90	4231	
		D1000 [3.28ft]	53	AC200-240V	270	>80	6360	
						>90	5470	
		D1200 [3.94ft]	63	AC200-240V	320	>80	7560	
						>90	6502	
		D1500 [4.92ft]	78	AC200-240V	390	>80	9360	
						>90	8050	
D2000 [6.56ft]	106	AC200-240V	540	>80	12720			
				>90	10939			
D3000 [9.84ft]	159	AC200-240V	800	>80	19080			
				>90	16409			

Model	Version	Diameter (mm)	Type Power (W/PCS)	Input Voltage (V)	Input Current (mA)	CRI	Lumens (LM/PCS)	CCT
A-CS7070D	Regular	D600 [1.97ft]	41	AC200-240V	210	>80	4510	2700K 3000K 3500K 4000K 5000K 6500K
						>90	3879	
		D800 [2.62ft]	55	AC200-240V	280	>80	6050	
						>90	5203	
		D1000 [3.28ft]	72	AC200-240V	360	>80	7920	
						>90	6811	
		D1200 [3.94ft]	78	AC200-240V	390	>80	8580	
						>90	7379	
		D1500 [4.92ft]	110	AC200-240V	560	>80	12100	
						>90	10406	
		D2000 [6.56ft]	150	AC200-240V	760	>80	16500	
						>90	14190	
		D3000 [9.84ft]	222	AC200-240V	1120	>80	24420	
						>90	21001	
	High-Efficiency	D600 [1.97ft]	41	AC200-240V	210	>80	5535	
						>90	4760	
		D800 [2.62ft]	55	AC200-240V	280	>80	7425	
						>90	6386	
		D1000 [3.28ft]	72	AC200-240V	360	>80	9720	
						>90	8359	
		D1200 [3.94ft]	78	AC200-240V	390	>80	10530	
						>90	9056	
		D1500 [4.92ft]	110	AC200-240V	560	>80	14850	
						>90	12771	
		D2000 [6.56ft]	150	AC200-240V	760	>80	20250	
						>90	17415	
		D3000 [9.84ft]	222	AC200-240V	1120	>80	29970	
						>90	25774	

Note:

1. The output data is based on white coated luminaire with Ra80,4000K.
2. The above lumens data are at 4000K color temperature.
3. High-efficiency version does not do 3500K and 5000K
4. The tolerance of output data can be vary up to 15%.
5. The output data is typical value.
6. The following is an example of lumen conversion instructions:

CCT	RA	Ratio of lumens (white coated luminaire)	Ratio of lumens (Other coated colors of luminaire)
2700K	80	90%	Calculate white coated luminaire lumens first, then multiply by 90 %
	90	77%	
3000K	80	93%	
	90	80%	
3500K	80	97%	
	90	83%	
4000K	80	100%	
	90	86%	
5000K	80	100%	
	90	86%	
6500K	80	100%	
	90	86%	

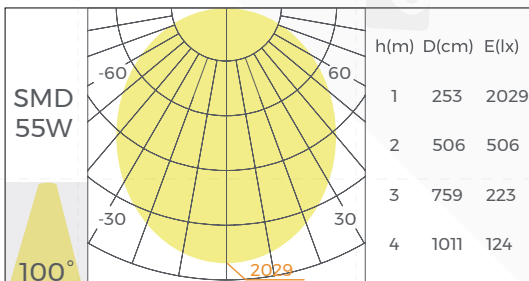
Note: All other lumens are to be based on white coated luminaire with 4000K, RA80(100%); and multiplied by the percentage in the table above.

Assuming a 4000K, RA80 white coated luminaire with 1000lm lumens:

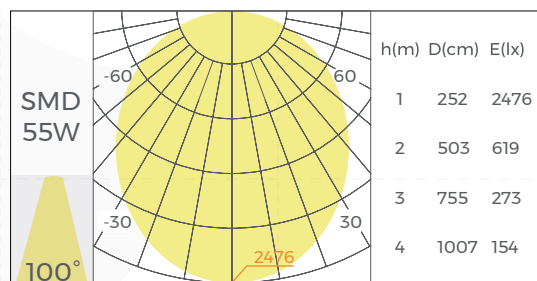
Example 1: If you need 4000K, RA90 lumens (white coated luminaire)	$1000 \times 86\% = 860\text{lm}$
Example 2: If you need 4000K, RA90 lumens (other coated colors of luminaire)	$1000 \times 86\% \times 90\% = 774\text{lm}$
Example 3: If you need 3000K, RA80 lumens (white coated luminaire)	$1000 \times 93\% = 930\text{lm}$
Example 4: If you need 3000K, RA90 lumens (white coated luminaire)	$1000 \times 80\% = 800\text{lm}$
Example 5: If you need 5000K, RA80 lumens (white coated luminaire)	$1000 \times 100\% = 1000\text{lm}$

## © Optical Parameter

### [A-CS3570D]



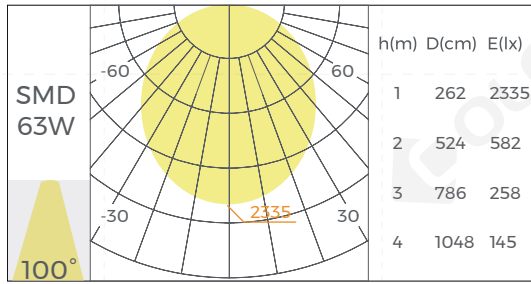
Regular version



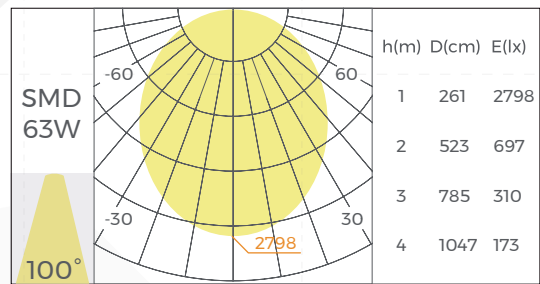
High-efficiency version

\*The above data is based on a 1200mm diameter luminaire with Ra80,4000K.

## 【A-CS5070D】



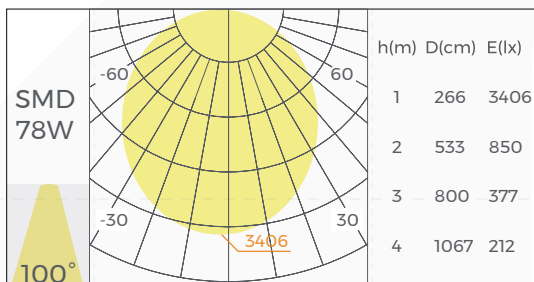
Regular version



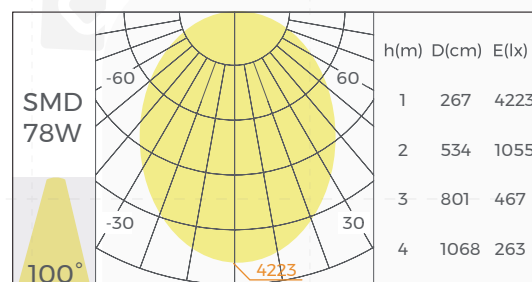
High-efficiency version

\*The above data is based on a 1200mm diameter luminaire with Ra80,4000K.

## 【A-CS7070D】



Regular version



High-efficiency version

\*The above data is based on a 1200mm diameter luminaire with Ra80,4000K.

## ◎ Installation

### External power supply



Ceiling



Note:

1. The above illustration shows the installation method.
2. The above luminaire shapes are for installation illustration only.

## © Packing

Model	Quantity (PCS/carton)	NW (kg/carton)	GW (kg/carton)	Size (mm/carton)
A-CS3570DD0450(R)-N840W020	4	4.30	6.70	520*520*520 [20.47"*20.47"*20.47"]
A-CS3570DD0600(R)-N840W025	4	5.85	9.05	670*670*520 [26.37"*26.37"*20.47"]
A-CS3570DD0800(R)-N840W035	4	7.93	11.53	870*870*520 [34.25"*34.25"*20.47"]
A-CS3570DD1000(R)-N840W040	4	10.00	14.20	1070*1070*520 [42.12"*42.12"*20.47"]
A-CS3570DD1200(R)-N840W055	4	12.07	16.67	1270*1270*520 [50"*50"*20.47"]

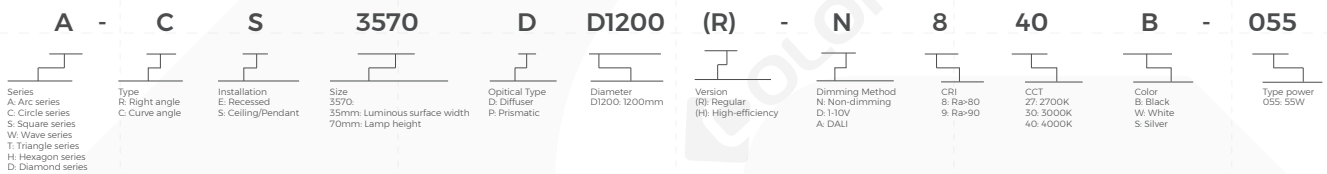
Model	Quantity (PCS/carton)	NW (kg/carton)	GW (kg/carton)	Size (mm/carton)
A-CS3570DD1500(R)-N840W072	4	15.18	20.38	1120*520*520 [44.09**20.47**20.47"]
A-CS3570DD2000(R)-N840W092	2	10.18	13.18	1470*540*270 [57.87**21.25**10.62"]
A-CS3570DD3000(R)-N840W142	2	15.36	18.96	2170*520*270 [85.43**20.47**10.62"]
A-CS5070DD0450(R)-N840W021	4	5.28	7.68	520*520*520 [20.47**20.47**20.47"]
A-CS5070DD0600(R)-N840W031	4	7.25	10.45	670*670*520 [26.37**26.37**20.47"]
A-CS5070DD0800(R)-N840W041	4	9.89	13.49	870*870*520 [34.25**34.25**20.47"]
A-CS5070DD1000(R)-N840W053	4	12.53	16.73	1070*1070*520 [42.12**42.12**20.47"]
A-CS5070DD1200(R)-N840W063	4	15.17	19.77	1270*1270*520 [50**50**20.47"]
A-CS5070DD1500(R)-N840W078	4	19.12	24.52	1120*520*520 [44.09**20.47**20.47"]
A-CS5070DD2000(R)-N840W106	2	12.86	15.86	1470*540*270 [57.87**21.25**10.62"]
A-CS5070DD3000(R)-N840W159	2	19.45	23.05	2170*520*270 [85.43**20.47**10.62"]
A-CS7070DD0600(R)-N840W041	4	7.99	10.39	670*670*520 [26.37**26.37**20.47"]
A-CS7070DD0800(R)-N840W055	4	11.00	14.20	870*870*520 [34.25**34.25**20.47"]
A-CS7070DD1000(R)-N840W072	4	14.02	17.62	1070*1070*520 [42.12**42.12**20.47"]
A-CS7070DD1200(R)-N840W078	4	17.03	21.03	1270*1270*520 [50**50**20.47"]
A-CS7070DD1500(R)-N840W110	4	21.55	26.75	1120*520*520 [44.09**20.47**20.47"]

Model	Quantity (PCS/carton)	NW (kg/carton)	GW (kg/carton)	Size (mm/carton)
A-CS7070DD2000(R)-N840W150	2	14.54	17.54	1470*540*270 [57.87"*21.25"*10.62"]
A-CS7070DD3000(R)-N840W222	2	22.08	25.68	2170*520*270 [85.43"*20.47"*10.62"]

**Note:**

1. Lamps packaged without inner box, directly use the outer box.
2. The above weight data is for reference, the exact data should be based on the weight of the physical weighing shall prevail.

**Model Code**



**Attentions**

1. Non-professionals are prohibited from installing, disassembling and repairing the product.
2. Avoid scratching, distortion and irregular bending of the product during installation; otherwise it may cause irreparable damage to the product.
3. Please use professional cutting tools when cutting
4. Do not use any acid or alkaline adhesive to fix products
5. The product is only suitable for indoor dry places, can not be used in outdoor, seaside or wet environment.
6. PC features: Each 10°C rise or drop will make diffuser extend or shrink 0.8mm/m, please confirm before processing and use